

# Fine Art Photography & Giclee Workflow: all available in one place



**PARROT  
DIGIGRAPHIC**



## Please Note

This report has not been licensed to any printer manufacturer, distributor, dealer, sales rep, RIP company, media or ink company to distribute. So if you obtained this from any company, you have a pirated copy.

Also, since this report is frequently updated, if you got your version from somewhere else, it may be an obsolete edition. FLAAR reports are being updated all year long, and our comment on that product may have been revised positively or negatively as we learned more about the product from end users.


To obtain a legitimate copy, which you know is the complete report with nothing erased or changed, and hence a report with all the original description of pros and cons, please obtain your original and full report straight from [www.large-format-printers.org](http://www.large-format-printers.org).

Your only assurance that you have a complete and authentic evaluation which describes all aspects of the product under consideration, benefits as well as deficiencies, is to obtain these reports directly from FLAAR, via [www.wide-format-printers.NET](http://www.wide-format-printers.NET).

Copyright 2010



*Dr. Hellmuth with John Lorusso founder of Parrot Digigraphic.*



*A Kaiser repro stand is used with a Betterlight Tri-linear scanning back and Buhl lights for color accuracy. A large-format system such as BetterLight provides color accuracy and excellent resolution.*

*Betterlight's new ColorSage system compensates non-uniform lighting.*


*The lights are placed at both sides of the art work for even lighting. Generally they are placed 45 degrees to each side.*



*3D objects can be scanned, this is one of the advantages of the Cruse reprographic giclee scanner.*



*As you can see the size of the Cruse scanner is big enough for large pieces of work. But, you can scan paintings two or three times as large as the flatbed portion and easily stitch them in Adobe Photoshop later.*



Here is the way the leading giclée ateliers of the world scan their work: with a Cruse. Parrot offers Cruse scanning services for larger format or 3D pieces for clients throughout the Americas.



Printings of the images processed with Cruise flatbed scanner at Parrot Digigraphic. From left to right: John Lorusso and Randy Ross from Parrot Digigraphic; Dr. Nicholas Hellmuth and Cindy Contreras from FLAAR Reports.



*From left to right Dr. Nicholas Hellmuth of FLAAR, John Lorusso owner of Parrot Digigraphic, and Randy Ross of Parrot Digigraphic displaying images captured by the Cruse scanner and printed on the HP Z3200.*



*Here is Nicholas inspecting a fine art print on one of Parrot's new line of HP Photo Printers.*



*If you have chromes or negatives to scan, one of the few companies in the world to still make professional level flatbed scanners is Kodak. They took over the production of CreoScitex EverSmart scanners. FLAAR has one EverSmart Supreme and one iQsmart. We recommend the EverSmart Supreme and iQsmart if you want superior quality for professional reproduction.*

*In the following images you can see the transparency unit of the scanner, that allows film negatives, chromes and slides to be scanned.*

*Randy Ross from Parrot Digigraphic shows Dr. Hellmuth their CreoScitex scanner with some of the products used for cleaning and maintenance.*





*Nicholas Hellmuth evaluating an Epson Stylus 9880 inkjet printer at Parrot Digigraphic. This was some years ago (FLAAR has known Parrot Digigraphic for many years). Today of course, in 2009-2010, Parrot has the current models of Epson, Canon, and HP.*



*Dr. Hellmuth evaluating the carriage of the Epson Stylus 9880 printer at Parrot Digigraphic.*





*Dr. Hellmuth removing the maintenance tank from an Epson Stylus 9880.*




*Dr. Hellmuth show the Epson Stylus Pro Series maintenance tanks, which collect purged ink from head cleanings.*



*The new HP Designjet Z3200 and the HP Designjet Z3200ps Photo printers at Parrot Digigraphic.*



Parrot's line of fine art substrates for inkjet printers includes media from Angelica, Canon, Canson/Arches Infinity, Epson, Hahnemuhle, HP, Ilford, Museo, and Parrot.



Parrot also has a Epson 4880, Canon IPF 8100 and HP Z3200ps used to make giclee and photography reproductions. In the offices of FLAAR Guatemala recently we received an HP Z3200 printer which we will be evaluating. Parrot now also has the Z3200; the photos used in this first edition were taken during the last several years of visits (usually one visit every two years).

Parrot's warehouse with a complete range of media, ink, and coatings used to print and curate giclée.



Parrot Digigraphic offers their professional services, hardware, software, and inkjet media to:

- USA
- Canada
- Europe
- Caribbean countries
- Mexico
- and other countries in Latin America

The web site is [www.ParrotColor.com](http://www.ParrotColor.com) rather than [ParrotDigigraphic.com](http://ParrotDigigraphic.com) to make it shorter (plus it emphasizes their ability in color management).

MA Phone: 978.670.7766  
Toll Free: 877.727.7682

FL Phone: 321.775.4492  
Fax: 978.670.7744