




Sample Results from an Evaluation of the Kodak SLR/c

Nicholas Hellmuth














Julie Jaidinger kindly shot comparable scenes the same day on the same Island of Hydra with a Nikon D100. The Kodak SLR/c handled the extremes of light and shade better. The Kodak delivered more pleasing punch in the colors too. We will have a written review soon, on www.digital-photography.org.
















We had the Kodak SLR/c for only a few hours, and it lacked an instruction manual. Plus it had only one lens. So this brief usage of the camera is not enough for FLAAR to recommend the Kodak SLR/c. If we like a camera well enough to recommend it, then this would obviously be the camera we would use ourselves.

But the FLAAR staff has a Nikon D100 and a Nikon D70. Everyone at the university who has come to us for suggestions on what to buy, upon seeing that we ourselves use a Nikon, they have purchased either a Nikon D100 or a Nikon D70.

But if we had access to the Kodak SLR/c or SLR/n for a longer period (so we can do a serious evaluation), and find that the Kodak takes better photos than the Nikon, we would tend to downgrade our comments on the Nikon and upgrade our comments on the Kodak to a recommendation. In the meantime, the primary digital camera that we utilize for generating large format inkjet prints is the Leaf Valeo 22. We started with a 90-day evaluation period, and the results were so much better than we expected, that we have extended our usage to open-ended.

You can obtain more information about the Kodak SLR/c and Kodak SLR/n cameras from Parrot Digigraphic. They can also explain which is the best inkjet printer to print your resulting images. With 14 megapixels you can enlarge them to an impressive size.

Contact for Parrot Digigraphic is imaging@parrotcolor.com.

CLICK HERE TO VIEW EACH FLAAR NETWORK SITE

www.cameras-scanners-flaar.org

www.fineartgicleeprinters.org

www.digital-photography.org

www.wide-format-printers.org

www.laser-printer-reviews.org

www.ctpid.ufm.edu.gt

www.flatbed-scanner-review.org

www.FLAAR.org

www.wide-format-printers.NET

www.large-format-printers.org

www.flatbed-scanner-review.org

Please realize that all reports are in Adobe Acrobat PDF format. The reader software is free from PDF files are intended to be read on your computer monitor. Naturally you can print them if you wish, but if the photographic images within the reports were high enough dpi for a 1200 dpi laser printer it would not be possible to download them. So the images are intended to be at monitor resolution, naturally in full color. FLAAR itself makes the files available only in PDF format because that is the international standard. We have no mechanism to print them out and mail them. Obviously if you have downloading problems we will try to help, but please realize that we assume you have a 56K modem (or better) and capabilities to handle a basic PDF file.