

Fine Art Scanning and Giclee Editions

May 2009



Art Petrus

By Nicholas Hellmuth




Cruse reprographic scanner, a recent model.



Cruse reprographic scanner with moving table (more precise than with moving lighting)




*Tri-linear sensor and lens area of Cruse scanner.
Note that the height of the scanner is necessary in order to capture large paintings, maps, etc.*



Operation area for Cruse scanner.



Archival scanner that Art Petrus occasionally uses for archive works and smaller documents and certain books as it has a book cradle. There are many different configurations and various models because they do many different kinds of high-end scanning for important clients throughout Europe.



Original work of art and color management reference (GretagMacbeth digital color checker).



Cruse giclee scanner in action.






Cruse giclee scanner in action.






Normally it is advisable to scan the original with no frame, but sometimes you also would like to include the frame.



Cruse giclee scanner in action.



Cruse giclee scanner in action.



Richie Radzim, Peter Radzim, Mordillo (internationally known artist of charming caricatures), Nicholas Hellmuth. I have always admired the delightful drawings of Mordillo. Thus it was a pleasant surprise to learn that his originals are being scanned by a Cruse scanner, and at Art Petrus. Plus, the day I was in Monaco inspecting the Cruse scanner to write this report, Mordillo came to visit. It was an honor to meet him and discuss his art directly with him in person.



Caricatures by internationally known painter Mordillo (Guillermo Mordillo) are turned into giclee at Art Petrus. Millions of people know his delightful friendly art style, especially in Europe. Mordillo tends not to sell his originals and previously you could obtain his work primarily only in books or calendars. Now you can have individual favorites available for your walls.

Art Petrus operates Europe-wide, both in museums, private collections, and with corporations and individuals. If you need more information, please contact:

Le Thales
1, rue du Gabian
MC 98000 Monaco


377 97982808
www.artpetrus.com
info@artpetrus.com

These are some of the most Recent FLAAR Reports (2007-2009)

You can find these and more reports at: www.wide-format-printers.NET

FLAAR TEXTILE REPORTS

FLAAR Reports
VUTEk 3360
Solvent Printer &
Dye Sublimation in One



FLAAR Reports
**Direct printing
on Textiles**



DigiFab
StampaJet I-64

FLAAR Reports
**Direct Digital Printing
on Fabrics with
Wide Format Inkjets**



FLAAR Reports
**Wide-Format
Dye Sublimation
Printer for Textiles**



Gandinnovations Jeti 3324
AquaJet RTR

FLAAR Reports
**12 Colors, Fast,
Wide-Format Print onto
Silk, Cotton, Polyester**




Yuhan-Kimberly
Production Textile Printers

FLAAR Reports
**Wide-Format Printer for
Textiles Silk, Cotton, Polyester**



Yuhan-Kimberly
UJet MC3-Premium

FLAAR Reports
**Custom Wallpaper
Digitally Printed**



Yuhan-Kimberly
UJET MC3 Express

FLAAR Reports
**Wide-Format Inkjet
Printer for Textiles
Yuhan-Kimberly
UJET MC2**



FLAAR INFRARED Photography

FLAAR Reports
Digital Photography

**Large Format Digital
Infrared Photography
with Betterlight Super 6K**



FLAAR LEARNING UNITS

Creating High Dynamic Range images step by step

FLAAR LEARNING
UNIT


Creating HDR with
Photomatix and
Photoshop



Architectural Photography

FLAAR LEARNING
UNIT

Creating HDR with
Photomatix and
Photoshop



Arcade Antigua Guatemala

FLAAR LEARNING
UNIT


How To get HDR
in Photoshop CS3



La Selva Maya Guatemala

FLAAR LEARNING
UNIT

Creating HDR with
Photomatix and
Photoshop



Capuchinas Antigua Guatemala

FLAAR LEARNING
UNIT

Creating HDR with
Photomatix and
Photoshop



El Calvario Antigua Guatemala

FLAAR PHOTO ESSAYS FREE PREVIEWS

Creating High Dynamic Range Images

FLAAR PHOTO
ESSAY


Creating HDR with
Photomatix and
Photoshop



Architectural Photography

FLAAR PHOTO
ESSAY


Creating HDR with
Photomatix and
Photoshop



Arcade Antigua Guatemala

FLAAR PHOTO
ESSAY

How To get HDR
in Photoshop CS3



La Selva Maya Guatemala

FLAAR PHOTO
ESSAY

Creating HDR with
Photomatix and
Photoshop



Capuchinas Antigua Guatemala

FLAAR PHOTO
ESSAY

Creating HDR with
Photomatix and
Photoshop



El Calvario Antigua Guatemala